

Dama

design: AZ Creations

L'apparente semplicità di DAMA è in realtà una declinazione del concetto di eleganza. Dietro a questa famiglia di sedute c'è un percorso progettuale che ha portato alla realizzazione di un oggetto con il senso della misura, senza tempo, pensato e realizzato per chi ricerca qualcosa di mai superato. Proposta nelle due versioni, Rete e Imbottita, la seduta è declinabile in infinite combinazioni, a seconda delle necessità e degli spazi di destinazione.

DAMA's apparent simplicity is actually a declination of the concept of elegance. Behind this line of seats there is a planning process that led to the creation of an object with a sense of proportion, timeless, designed and built for those looking for something never exceeded. Proposed in both versions, Mesh and Upholstered, the seat is declinable in infinite combinations, depending on the needs and the spaces of destination.

La simplicité apparente de DAMA est de fait une déclinaison du concept d'élégance. Derrière cette famille de sièges, il y a un parcours conceptuel qui a conduit à la réalisation d'un objet avec le sens de la mesure, intemporel, pensé et réalisé pour ceux qui cherchent quelque chose qui n'a jamais été dépassée. Proposé dans deux versions, résille et rembourrée, le siège est déclinable en combinaisons infinies, en fonction des besoins et des espaces de destination.

Die scheinbare Einfachheit von DAMA ist in der Tat eine Abzweigung des Begriffs zu der Eleganz. Hinter dieser Stuhlfamilie steckt einen Entwicklungsprozess der zur Realisierung im Sinn von zeitlose Produkte gedacht wurde. In zwei Varianten angeboten, mit Netz oder gepolsterte Rückenlehne, ist dieser Stuhl mit umfangreiche Kombinationen zu haben je nach Bedürfnis von verschiedenen gezielte Räume.



Dama

High



Dama

Girevole, imbottita o rete, supporto lombare regolabile. Schienale medio o alto.

Swivel, upholstered or mesh, adj. lumbar support. Medium or high backrest.

Pivotant, rembourré ou résille, soutien lombaire régl. Moyen ou haut dossier.

Drehbar, Gepolstert oder Netz, verstellbare Lumbalstütze. Mittlere oder hohe Rückenlehne.

versions



Dama

High



Dama

Headrest

Dama

Adjustable headrest



Dama

Headrest



Dama

Mesh



Dama

High & Medium

Dama

Medium

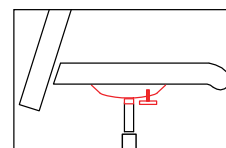


Dama

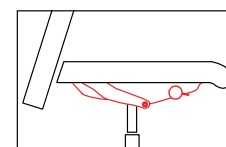


technical data

mechanism



Piastra
Seat plate
Platine
Sitzplatte



Meccanismo SynchroPlus+ con
traslazione sedile
SynchroPlus+ mechanism with sliding
seat device
SynchroPlus+ avec translation d'assise
SynchroPlus+ Mechanik mit Schiebeseitz

base



Base 5 razze poliamide nera
5-spoke black polyamide base
Pièr. 5 branches polyam. noir
5-Stern schwarzes Polyamid Fußkreuz

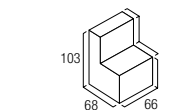
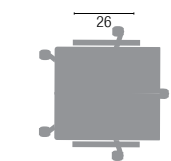
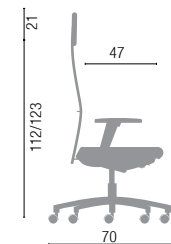


Base 5 razze in alluminio lucida
5-spoke polished aluminium base
Pièr. 5 branches alu poli
5-Stern Alu poliertes Fußkreuz

castors

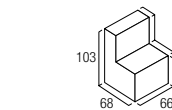
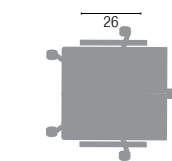
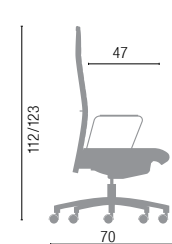


backrest Headrest



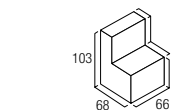
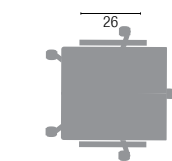
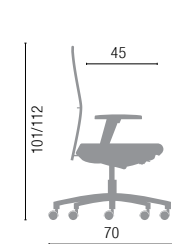
UNIT/PAK 1 - Kg 16,44 - m³ 0,4

backrest High



UNIT/PAK 1 - Kg 16,44 - m³ 0,4

backrest Medium



UNIT/PAK 1 - Kg 15,74 - m³ 0,4



Dama

1. SCHIENALE:

Schienale in tubo ovale d'acciaio, 30x15mm, finitura verniciata a polveri, rivestita in rete o tessuto

2. SEDILE:

Sedile in polipropilene imbottito con spugna schiumata a freddo, rivestita in tessuto

3. MECCANISMO:

- Comando elevazione a gas, finitura nera
- SynchroPlus+, comando elevazione a gas, regolazione tensione schienale, inclinazione 20° sch. 8° sed. in 5 posizioni con antishock, traslazione sed. 6cm in 5 posizioni
- Comando elevazione a gas, finitura nera

4. GAS:

- Regolabile in altezza, rotazione, finitura cromata
- Regolabile in altezza, rotazione, finitura nera

5. BASE:

- Base 5 razze in alluminio, Ø 700mm, finitura lucida
- Base 5 razze in poliamide con carica di fibra di vetro, Ø 680mm, finitura nera

6. RUOTE:

Ruote Ø 50mm, autofrenanti o autofrenanti e gommate, finitura nera

7. BRACCIOLE:

Bracciolo regolabile in poliamide, finitura nera, con top in poliamide, finitura nera, o top in poliuretano morbido

Bracciolo regolabile in tubo ellittico d'acciaio, 40x20mm, finitura cromata (15µm) o verniciata a polveri, con top in poliamide, finitura nera, o top in poliuretano morbido

Bracciolo regolabile in 4D in tubo ovale d'acciaio, 45x25mm, finitura cromata, con top in poliuretano morbido

Bracciolo fisso in piatto d'acciaio, 30x5mm, finitura cromata (15µm) (rivestito in tessuto)

Braccioli fissi poliamide

1. BACKREST:

Oval steel tube 30x15mm backrest, powder coated, upholstered in mesh or fabric.

2. SEAT:

Polypropylene seat, cold injected foam padded, fabric upholstery

3. MECHANISM:

- Height adjustable, Black finish
- SynchroPlus+, gas lift height adj. Backrest inclination 20° in 5 locking position with antishock, seat inclination 8°. Sliding seat device 6cm in 5 positions

4. GAS LIFT:

- Height adjustable, swivel, chromed finish
- Height adjustable, swivel, Black finish

5. BASE:

- Polished aluminium 5 spoke base, Ø 700 mm
- Fiberglass reinforced polyamide 5 spoke base, Ø 680 mm, black finish

6. CASTORS:

Ø 50 mm self-braking castors, or soft self-bracking. Black finish

7. ARMREST:

Black Polyamide adj. armrest, black polyamide top or soft black polyuretane pad

Height adj. Armrest, Ellipt. Steel tube 40x20mm, chromed finish (15µm) or powder coated, polyamide pad, black finish or soft polyuretane pad.

4D ADJ. ARMREST, in oval steel tube 45x25mm, chromed finish, soft polyuretane pad

steel plate fixed armrest, 30x5mm, chromed finish (15µm), upholstered

Fixed polyamide armrests

1. DOSSIER:

Dossier en tube d'acier ovale, 30x15mm, finition verni epoxy, en résille ou tapissé

2. ASSISE:

Assise en polypropylène rembourrée de mousse moulée à froids, tapissée

3. MECANISME:

- Réglable en hauteur, finition noir
- SynchroPlus+, réglage en hauteur, réglage de tension, inclinaison dossier 20° et assise 8°, en 5 positions avec système anti-choc, profondeur d'assise 6 cm en 5 positions

4. VERIN A GAZ:

- Réglable en hauteur, pivotant, finition chromé
- Réglable en hauteur, pivotant, finition noir

5. PIETEMENT:

- Piètement 5 branches alu poli, Ø 700mm
- Piètement 5 branches en polyamide renforcé en fibre de verre, Ø 680mm, finition noir

6. ROULETTES:

Roulettes Ø 50mm, autofreinantes ou autofreinantes et gommées, finition noir

7. ACCUDOIR:

Accoudoir réglable en polyamide, finition noir, manchette en polyamide, finition noir ou en polyuréthane souple

Accoudoir réglable en tube d'acier elliptique, 40x20mm, finition chromé (15µm) ou verni epoxy, manchette en polyamide, finition noir ou en polyuréthane souple

Accoudoir réglable en 4D en tube ovale d'acier, 45x25mm, finition chromé, manchette en polyuréthane souple

Accoudoir fixe plat en acier, 30x5mm, finition chromé (15µm) (tapissé)

Accoudoirs fixes polyamide

1. RÜCKENLEHNE:

Ovalstahlrohr 30x15mm Rückenlehne, pulverbeschichtet, Netz gepolstert oder Stoffbezug.

2. SITZ:

Polypropylen Sitz, ausgepolstert mit kaltgeschäumten Polyurethan, mit Stoffbezug

3. MECHANIK:

- schwarze Sitzhöhenverstellung
- SynchroPlus+, Gaslift Höhenverstellung, Rückenlehne mit Spannungsregler, 20° Rückenlehneinigung, 8° Sitzneigung, 5-stufige Einstellung mit Antishock, 6 cm Sitztiefenverstellung mit 5 Positionen

4. GASFEDER:

- Sitzhöhenverstellung, drehbar, verchromt
- Sitzhöhenverstellung, drehbar, schwarz

5. GESTELL:

- 5-Stern Alu poliertes Fußkreuz, Ø 700 mm
- 5-Stern schwarzes glasfaserverstärktes Polyamid Fußkreuz, Ø 680 mm

6. ROLLEN:

Ø 50 mm gebremste, oder weiche gebremste Rollen, schwarz

7. ARMLEHNEN:

Verstellbare schwarze Polyamid Armlehne mit Polyamid Armauflage oder mit weiche Polyurethan Armauflage

Verstellbare Armlehne aus Ellipt. Stahlrohr, 40x20mm, verchromt (15µm) oder pulverbeschichtet, schwarze Polyamid Armauflage oder weichen Polyurethan

4D verstellbare Armlehne aus Ellipt. Stahlrohr, 45x25mm, verchromt (15µm) schwarze Polyamid weiche Armauflage

Feste Armlehne aus Flachstahl 30x5 mm, verchromt (15 µm) (Stoff gepolstert)

Ringarmlehnen aus Polyamid



EN 13335

D.Lgs 81

EN 16139

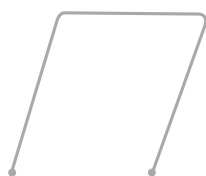
EN 1728

5 YEAR WARRANTY



Dama

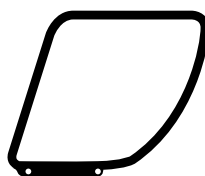
options




XB001 - metal arm.




XB002 - metal arm.
uph. pad




XB019 - fixed polyamide



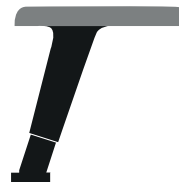
XB024 - chromed
4D soft pad




XB020 - 2D
XB021 - 3D



XB082 - chromed 3D



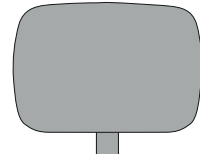
XB022 - 2D soft pad
XB023 - 3D soft pad



XB084 - chromed
3D soft pad



headrest
XT003



headrest
XT011



XD004 - seat with springs

Dama

4-legs



Dama

Fissa, imbottita o rete,
struttura in metallo.

Visitor, upholstered or mesh,
metal structure.

Visiteur, rembourré ou résille,
structure en métal.

Besucher, gepolstert oder netz,
metallgestell.



versions

Dama
Cantilever

Dama
4-legs





Dama
4-legs



Dama
Cantilever & 4-legs

Dama

Cantilever




OPERATIVE
collection

Dama



technical data

options



XH009 - black polyamide pad
XH010 - uph. polyamide pad



Base a slitta cromata con braccioli
Chromed cantilever base with arms
Pièt. luge chromé avec accoudoirs
Freischwinger Gestell verch. mit Arml.

base

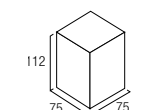
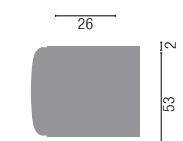
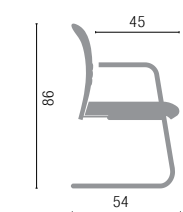


Base 4 gambe con braccioli cromata
4-legs chromed base with arms
Pièt. 4 pieds chromé avec acc.
4-Fuß Gestell verchromt mit Arml.

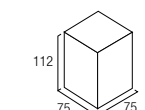
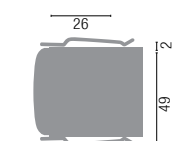
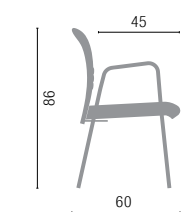
feet



cantilever



UNIT/PACK 1 - Kg 13,84 - m³ 0,5915

OPERATIVE 227
4-legs

UNIT/PACK 2 - Kg 13,85 - m³ 0,5915

1. SCHIENALE:

Schienale in tubo d'acciaio Ø 20mm, rivestito in rete o in tessuto

2. SEDILE:

Sedile in multistrato di legno con spugna, rivestita in tessuto

3. BASE:

- Base 4 gambe in tubo d'acciaio Ø 20mm, finitura cromata (15µm)
- Base a slitta in tubo d'acciaio Ø 25mm, finitura cromata (15µm)

4. PIEDINI:

- Tappi antiribaltamento in poliamide, finitura nera
- Tappi in polipropilene, finitura nera

1. BACKREST:

Ø20mm steel tube backrest, upholstered in fabric or Mesh

2. SEAT:

Plywood seat, foam padded, fabric upholstery

3. BASE:

- Cantilever base, Ø 25mm steel tube, chromed finish (15µm)
- 4 legs base, Ø20 mm steel tube, chromed finish (15µm)

4. FEET:

- Polyamide anti overturning plugs, black finish
- Polypropylene plugs, black finish

1. DOSSIER:

Dossier en tube d'acier Ø 20 mm, en résille ou tapissé

2. ASSISE:

Assise en multiplie de bois, rembourrée de mousse, tapissée

3. PIÈTEMENT:

- Piètement luge en tube d'acier Ø 25mm, finition chromé (15µm)
- Piètement 4 pieds en tube d'acier Ø 20mm, finition chromé (15µm)

4. PATINS:

- Patins anti renversement en polyamide, finition noir
- Patins en polypropylène, finition noir

1. RÜCKENLEHNE:

Rückenlehne aus Stahlrohr Ø 20mm, mit Netz überzogen oder gepolstert

2. SITZ:

Holz Sitz, ausgepolstert mit Polyurethanschaum, mit Stoffbezug

5. GESTELL:

- 4-Fuß Gestell, Ø 20mm Stahlrohr verchromt (15µm)
- Freischwinger Gestell, Ø 25mm Stahlrohr verchromt (15µm)

6. GLEITER:

- Anti Unkippgleiter aus Polyamid, schwarz
- Polypropylen Gleiter, schwarz

